



# Xtrafors Prime AC Servomotors

## Features

- Compact size
- High torque
- High speed
- No cogging
- Modular construction

## Power

- Stall torque 0.25 to 75 Nm
- Size 34 to 192 mm

## Executions

- Wide range of standard models
- Customized versions
- CE compliant

# XtraforPrime, AC Servomotors

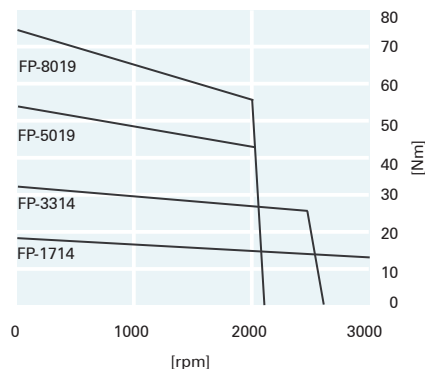
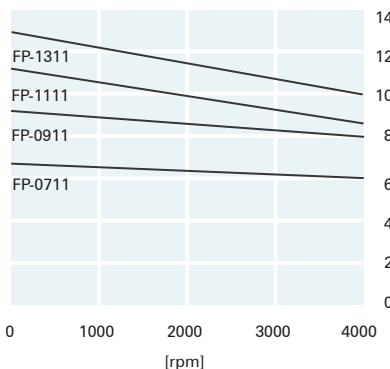
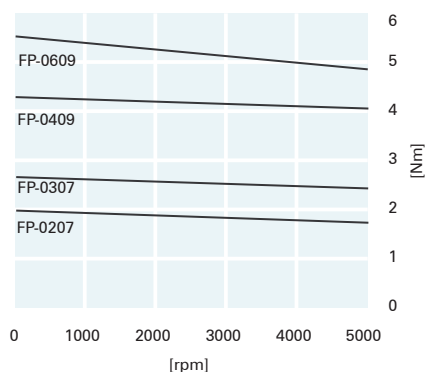
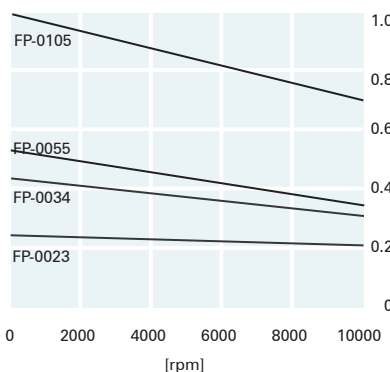
The modular construction concept is the basis for the wide range of standard models. The slotless stator design results in outstanding technical properties such as high speed, high torque, zero cogging, minimal torque ripple, high efficiency and high rigidity. Thus, these motors are perfectly suited for various demanding servo applications.

## Technical data

Type	Stall values		Nominal values		Peak values			Brake	Length
	Torque	Current	Torque	Speed	Torque	Current	Speed*	Torque	L
	$M_0$	$i_0$	$M_{nom}$	$n_{nom}$	$M_{max}$	$i_{max}$	$n_{max}$	$M_{nom}$	without brake
	[Nm]	[Arms]	[Nm]	[rpm]	[Nm]	[Arms]	[rpm]	[Nm]	[mm]
FP-0023	0.24	1.40	0.23	3000	1.44	8.40	36 000	0.4	125.0
FP-0034	0.44	2.03	0.40	3000	2.64	12.2	30 000	0.4	140.5
FP-0055	0.54	2.15	0.46	3000	3.24	12.9	22 000	1.0	90.00
FP-0105	1.00	2.51	0.90	3000	6.00	15.0	15 000	1.0	110.0
FP-0207	2.00	3.04	1.85	3000	12.0	18.2	9 500	2.0	116.5
FP-0307	2.70	3.63	2.54	3000	16.2	21.8	8 500	4.5	137.5
FP-0409	4.20	3.57	4.15	3000	25.2	21.4	5 300	4.5	147.5
FP-0609	5.60	4.97	5.12	3000	33.6	29.8	5 500	9.0	165.5
FP-0711	6.50	6.70	6.10	3000	39.0	40.2	6 300	9.0	149.0
FP-0911	9.00	7.22	8.20	3000	54.0	43.3	5 000	9.0	173.0
FP-1111	11.0	8.14	9.10	3000	66.0	48.9	4 600	18	197.0
FP-1311	13.2	9.77	10.8	3000	79.2	58.6	4 600	18	221.0
FP-1714	18.3	10.7	15.5	1500	110	64.0	3 500	18	215.0
FP-3314	31.5	12.8	27.5	1500	189	76.8	2 500	36	317.0
FP-5019	54.5	19.1	46.0	1500	327	114	2 000	72	297.5
FP-8019	75.0	22.8	59.0	1500	450	137	2 000	72	348.5

\*Valid for operation with servo drive using 400VAC supply

## Torque curves



## Standard version

- Resolver feedback
- Shaft with keyway
- Protection IP-65
- Rotatable angled connectors
- PTC thermal sensor
- RoHS conform
- CE conform
- Windings: 400VAC, 230VAC and 48VDC

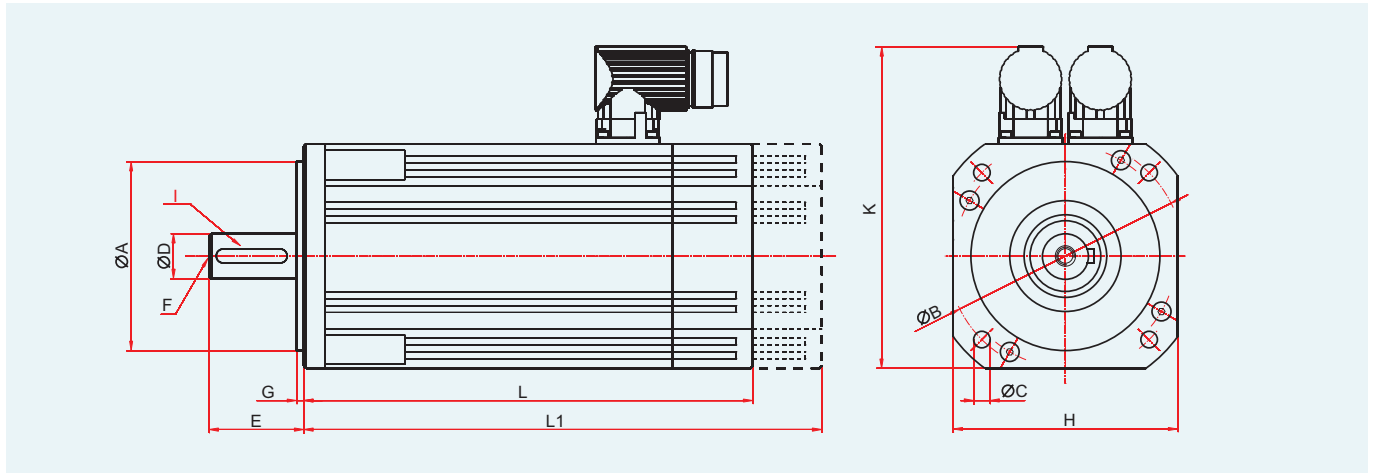
## Options

- Various types of incremental encoders, SinCos encoders, Hiperface, EnDat
- Shaft without keyway
- Protection IP-67
- Shaft seal
- Straight connectors
- Direct cable output
- NTC thermal sensor

## Customized versions

- Shafts (i.e. hollow shafts)
- Flanges, housings
- Windings, connections
- Executions according to customer's specification

## Mechanical dimensions



Dimensions for motor with resolver feedback

Dimensions [mm]	ØA j6	ØB	ØC	ØD k6	E	G	H	I	F	K	L	L1
<b>FP-0023</b>	28	40	4.5	8 j5	25	2.5	38	-	-	48	125.0	160.0
<b>FP-0034</b>	32	45	4.5	8 j5	25	2.5	42	-	-	70	140.5	171.5
<b>FP-0055</b>	40	65	5.5	9	20	2.5	57	A3x3x12	M3x9	107	90.0	129.0
<b>FP-0105</b>	40	65	5.5	9	20	2.5	57	A3x3x12	M3x9	107	110.0	149.0
<b>FP-0207</b>	60	75	5.5	11	23	2.5	70	A4x4x14	M4x10	112	116.5	142.0
<b>FP-0307</b>	60	75	5.5	11	23	2.5	70	A4x4x14	M4x10	112	137.5	165.5
<b>FP-0409</b>	80	100	6.6	19	40	3	90	A6x6x30	M6x16	132	147.5	177.0
<b>FP-0609</b>	80	100	6.6	19	40	3	90	A6x6x30	M6x16	132	165.5	207.0
<b>FP-0711</b>	95	115	9	19	40	3	110	A6x6x30	M6x16	152	149.0	189.0
<b>FP-0911</b>	95	115	9	19	40	3	110	A6x6x30	M6x16	152	173.0	213.0
<b>FP-1111</b>	95	115	9	19	40	3	110	A6x6x30	M6x16	152	197.0	242.0
<b>FP-1311</b>	95	115	9	19	40	3	110	A6x6x30	M6x16	152	221.0	266.0
<b>FP-1714</b>	130	165	11	24	50	3.5	140	A8x7x32	M8x19	182	215.0	258.0
<b>FP-3314</b>	130	165	11	24	50	3.5	140	A8x7x32	M8x19	182	317.0	367.0
<b>FP-5019</b>	180	215	16	32	58	4	192	A10x8x50	M12x28	234	297.5	383.0
<b>FP-8019</b>	180	215	16	32	58	4	192	A10x8x50	M12x28	234	348.5	434.0

Lengths of executions with different encoder models

Type FP	0023	0034	0055	0105	0207	0307	0409	0609	0711	0911	1111	1311	1714	3314	5019	8019
---------	------	------	------	------	------	------	------	------	------	------	------	------	------	------	------	------

L (without brake)

Incremental	-	-	112.5	126.5	116.5	137.5	147.5	165.5	162.0	186.0	210.0	234.0	223.0	325.0	310.5	361.5
Endat 2.1	-	-	123.0	143.0	159.0	180.0	185.5	203.5	185.5	209.5	233.5	257.5	266.0	368.0	317.5	368.5
Hiperface	-	-	123.0	143.0	142.0	163.0	158.0	176.0	172.5	196.5	220.5	244.5	258.0	360.0	317.5	368.5
SinCos	-	-	137.0	157.0	159.0	180.0	177.0	195.0	181.0	205.0	229.0	253.0	265.0	367.0	322.5	373.5

L1 (with brake)

Incremental	-	-	145.0	165.0	162.0	189.0	192.0	215.0	197.0	221.0	258.0	282.0	296.5	398.5	363.0	414.0
Endat 2.1	-	-	167.0	187.0	190.0	217.0	215.0	245.0	220.5	244.5	281.5	305.5	322.5	424.5	368.0	419.0
Hiperface	-	-	159.0	179.0	173.0	200.0	202.5	225.5	205.5	229.5	268.5	292.5	304.0	406.0	368.0	419.0
SinCos	-	-	172.0	192.0	190.0	217.0	215.0	244.5	220.5	244.5	281.5	305.5	318.5	420.5	373.0	424.0

# Infranor Product Range

## Drives

### Standard drives



### Customized drives



### Drive applications



## Motors

### Standard motors



### Customized motors



### Motor applications

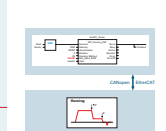


## Services

### Standard services



### User-specific services



### Global solutions



## Infranor Group

Infranor creates added value for its customers by providing tailor-made motion solutions.

Based on strong working relationships, Infranor offers extensive market know-how, comprehensive engineering skills and a wide range of high-quality products leading to productivity gains and therefore to comparative advantages for its customers in their respective markets.

## Contact

# NORDIC SERVO

YOUR PARTNER IN AUTOMATION

Nordic Servo AB  
Grustagsvägen 8  
S-138 40 Älta, Sweden  
Office: +46 8 86 87 80  
E-mail: [sales@nordicservo.com](mailto:sales@nordicservo.com)

## Infranor worldwide

Switzerland  
Germany  
France  
Italy  
Benelux  
UK  
Spain  
USA  
China

Other representations:  
Denmark, Poland, Slovenia,  
Israel, India.



[www.infranor.com](http://www.infranor.com)